

**Smoke alarms save lives!**  
Fit one on every floor of your home  
and test the batteries regularly



**IF THERE'S A FIRE... Get Out  
Stay Out  
and call  
999**

- Candles that have been put out can go on smouldering and start a fire.
- The best way for you to protect yourself and your home is to buy a smoke alarm. They cost from as little as £5 and you can get them from supermarkets and in high-street stores. Make sure you test the battery every week.



**Remember** – Never leave candles unattended and put them out completely at night.



### GET SMART!

Information that could save your life.

### GET EQUIPPED!

Investing in your own safety.

### GET OUT!

Make a plan. Be prepared.

This is one of a series of leaflets in the 'Get Smart! Get Equipped! Get Out!' fire safety range available from your local Fire and Rescue Service. Other leaflets in the series provide advice on fire safety equipment, fire safety for parents and children, and extra information for those with eyesight problems or problems getting around.

Translations and alternative formats are also available.


Published by the Office of the Deputy Prime Minister.  
©Crown copyright 2004. Printed in the UK, January 2004,  
on material containing 75% post-consumer waste and  
25% ECF pulp (03DOCF01123)

Product code: Fire candles 04



For further information visit our website at: [www.firekills.gov.uk](http://www.firekills.gov.uk)

# Candle safety



**PROTECT YOUR HOME FROM FIRE**

# Candle safety – the essentials

The flame may be small – but more than five fires a day are started by candles. It only takes a moment's distraction for a fire to start but the consequences can be tragic.

## Keep your home and family safe from fire.

Follow the advice in this leaflet and find out how to use candles safely.

### Real life – a night to forget!



When relaxing in the evening Rattan Ghuman often placed tea lights on the top of his television. Last September Rattan went off to bed leaving one of the tea lights smouldering.

The tea light was hot enough to melt the top of the television and start a serious fire. Luckily Rattan and his wife were woken by their smoke alarm but the living room was severely damaged. 'I was tired and thought I'd blown it out' remembers Rattan. 'I never thought that such a small flame could do so much damage.'


## CANDLE SAFETY

Treat lighted candles as you would any other flame – with care!

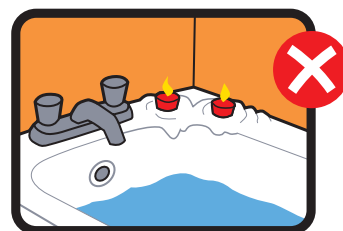
- Keep them away from draughts and anything that can easily catch fire like furniture or curtains.



- Don't let candles fall over! You need to keep candles firmly upright in a proper holder.



- Always place candles on a heat-resistant surface. Night lights and tea lights can melt plastic surfaces like TV tops and bathtubs.



**Remember** – Use a glass or metal holder for scented candles, which turn into liquid to release their fragrance.

- Don't lean across candles! You could set fire to your clothes or hair.
- Always leave at least four inches (10cm) between two burning candles.



**Mind the gap!** Don't put candles under shelves or other surfaces.

- Don't let anything fall into the hot wax, like matchsticks.
- Use a 'snuffer' or a spoon to put candles out. It's safer than blowing them, which can send sparks and hot wax flying.



**Always** – put out candles before you move them.

- Keep candles out of reach of children and pets.